

Technical Data

"Millennium" warranty:
 - 72,000 km limited treadwear warranty
 - 5 year workmanship and materials.

The performance you expect from a Toyo Tire but at a price you would not!

EXTENSA™ HP II

	SIZE	LOAD	CODE	UTQG	1/32"	OD	OW	SLR	RPK	RIM WIDTHS
15	195/55R15		85V BL 196190	500A A	9	23.4	7.9	10.8	551	6.0 5.5-7.0
	195/50R15	XL	86V BL 196180	500A A	9	22.7	7.9	10.5	568	6.0 5.5-7.0
	195/45R15		78V BL 196310	500A A	9	21.9	7.7	10.2	589	6.5 6.0-7.5
	185/55R16		83V BL 196390	500A A	9	24.0	7.6	11.1	538	6.0 5.0-6.5
	195/55R16		87V BL 196360	500A A	9	24.4	7.9	11.3	529	6.0 5.5-7.0
16	205/55R16	XL	94V BL 196340	500A A	9	24.9	8.4	11.5	519	6.5 5.5-7.5
	215/55R16	XL	97V BL 196430	500A A	9	25.3	8.9	11.6	511	7.0 6.0-7.5
	195/50R16		84V BL 196300	500A A	9	23.7	7.9	11.0	545	6.0 5.5-7.0
	205/50R16	XL	91V BL 196210	500A A	9	24.1	8.4	11.2	536	6.5 5.5-7.5
	225/50R16		92V BL 196350	500A A	9	24.9	9.2	11.5	519	7.0 6.0-8.0
	245/50R16		97V BL 196460	500A A	10	25.7	10.0	11.8	503	7.5 7.0-8.5
	205/45R16	XL	87V BL 196290	500A A	9	23.2	8.1	10.8	556	7.0 6.5-7.5
	215/55R17		94V BL 196050	500A A	9	26.3	8.9	12.1	491	7.0 6.0-7.5
	225/55R17		97V BL 196150	500A A	9	26.8	9.2	12.3	482	7.0 6.0-8.0
	235/55R17		99V BL 196440	500A A	9	27.2	9.6	12.5	475	7.5 6.5-8.5
17	205/50R17	XL	93W BL 196110	500A A	9	25.1	8.4	11.7	514	6.5 5.5-7.5
	215/50R17	XL	95W BL 196530	500A A	9	25.5	8.9	11.8	506	7.0 6.0-7.5
	225/50R17	XL	98W BL 196040	500A A	9	25.9	9.2	12.0	498	7.0 6.0-8.0
	205/45R17	XL	88W BL 196550	500A A	9	24.3	8.1	11.3	533	7.0 6.5-7.5
	215/45R17	XL	91W BL 196070	500A A	9	24.6	8.4	11.5	524	7.0 7.0-8.0
	225/45R17	XL	94W BL 196090	500A A	9	25.0	8.9	11.6	517	7.5 7.0-8.5
	235/45R17	XL	97W BL 196120	500A A	9	25.4	9.3	11.8	509	8.0 7.5-9.0
	245/45R17	XL	99W BL 196490	500A A	10	25.7	9.6	11.9	503	8.0 7.5-9.0
	255/45R17		98W BL 196570	500A A	10	26.1	10.0	12.0	495	8.5 8.0-9.5
	205/40R17	XL	84W BL 196370	500A A	9	23.5	8.3	11.0	550	7.5 7.0-8.0
18	275/40R17		98W BL 196230	500A A	10	25.7	10.9	11.9	503	9.5 9.0-11.0
	315/35R17		102W BL 196470	500A A	10	25.7	12.6	11.9	503	11.0 10.5-12.5
	245/55R18		103V BL 196220	500A A	10	28.6	10.0	13.1	451	7.5 7.0-8.5
	225/50R18	XL	99W BL 196410	500A A	9	26.9	9.2	12.5	480	7.0 6.0-8.0
	235/50R18	XL	101W BL 196140	500A A	9	27.3	9.6	12.6	473	7.5 6.5-8.5
	225/45R18	XL	95W BL 196020	500A A	9	25.9	8.9	12.1	498	7.5 7.0-8.5
	235/45R18		94W BL 196400	500A A	9	26.3	9.3	12.2	490	8.0 7.5-9.0
	245/45R18	XL	100W BL 196160	500A A	10	26.7	9.6	12.4	484	8.0 7.5-9.0
	255/45R18	XL	103W BL 196540	500A A	10	27.0	10.0	12.5	477	8.5 8.0-9.5
	225/40R18	XL	92W BL 196030	500A A	9	25.1	9.1	11.8	515	8.0 7.5-9.0
19	235/40R18	XL	95W BL --	--	--	--	--	--	--	--
	245/40R18	XL	97W BL 196260	500A A	10	25.7	9.8	12.0	502	8.5 8.0-9.5
	275/40R18		99W BL 196580	500A A	10	26.7	10.9	12.4	484	9.5 9.0-11.0
	255/35R18	XL	94W BL --	--	--	--	--	--	--	--
	245/45R19	XL	102W BL 196240	500A A	10	27.7	9.6	12.9	466	8.0 7.5-9.0
	245/40R19	XL	98W BL 196500	500A A	10	26.7	9.8	12.5	483	8.5 8.0-9.5
	275/40R19	XL	105W BL 196590	500A A	10	27.7	10.9	12.9	467	9.5 9.0-11.0
	235/35R19	XL	91W BL 196420	500A A	9	25.5	9.5	12.0	507	8.5 8.0-9.5
	255/35R19	XL	96W BL 196320	500A A	10	26.0	10.2	12.2	496	9.0 8.5-10.0
	245/45R20	XL	103W BL 196250	500A A	10	28.7	9.6	13.4	450	8.0 7.5-9.0
20	245/40R20	XL	99W BL 196330	500A A	10	27.7	9.8	13.0	466	8.5 8.0-9.5
	275/40R20	XL	106W BL 196280	500A A	10	28.7	10.9	13.4	450	9.5 9.0-11.0
	225/35R20	XL	90W BL 196270	500A A	9	26.2	9.1	12.4	492	8.0 7.5-9.0
	245/35R20	XL	95W BL 196060	500A A	10	26.8	9.8	12.6	482	8.5 8.0-9.5
	255/35R20	XL	97W BL 196380	500A A	10	27.0	10.2	12.7	478	9.0 8.5-10.0
275/30R20	XL	97W BL --	--	--	--	--	--	--	--	

Tire data subject to change. Visit toyotires.ca for current data.

XL - Extra Load



TOYO TIRES

driven to perform

EXTENSA™ HP II

All Season High Performance Tire





▶ **EXTENSA™ HP II**

All Season High Performance Tire


The Extensa HP II offers the right balance of features, quality and price to customers seeking value and not wanting to sacrifice performance. An all season, performance tire for a variety of passenger cars, it offers a stylish new design with improved driving characteristics that drivers will appreciate. Backed by a 72,000 km treadwear warranty.

Features & Benefits




DIRECTIONAL TREAD DESIGN

>> The "V" shaped directional design helps clear water away from the center of tread to help resist hydroplaning.
>> The design also helps dissipates heat for better dry traction.




SOLID CENTER RIB DESIGN

>> Improves straight line stability.




LARGE OUTER BLOCKS

>> Larger interlocking outer blocks increases rigidity for improved handling while reducing the chances of block deformation which may cause irregular wear.



LIGHTNING GROOVES

>> A strategically angled groove design helps channel away rain and slush from the center of the tire for added all season traction.



2 CIRCUMFERENTIAL GROOVES

>> 2 wide Grooves help evacuate water for added traction during inclement weather.



Improved Compounding

Better compounds not only mean better grip and performance but lower rolling resistance resulting in increased fuel economy and a longer lasting tire.

Advanced Polymers



BETTER PERFORMANCE - LESS FUEL CONSUMPTION



High Levels of Silica

ADVANCED COMPOUNDS

>> Advanced polymers help improve performance by decreasing rolling resistance and reducing energy loss.



SILICA IN THE TREAD COMPOUND

>> Adding silica helps the tire remain cooler during highway speeds, while remaining more pliable during colder temperatures.



OPTIMIZED INNER TREAD BLOCKS

>> A 3 pitch design and alternating block distribution reduces road harmonics while also improving traction in all seasons.




MULTI WAVE SIPES

>> Minimize irregular wear for a smooth, quiet ride.
>> Increases all season traction.



TAPERED RIB EDGE

>> An angled tapered edge increases the contact patch during loaded situation like accelerating, cornering and braking for added performance.



NOTCHED TREAD DESIGN

>> By using uniquely angled notches within the tread pattern further increases the tires' ability to handle wet or slushy roads.

